

The following is required to use the washMaster

- An Allthings user account (user name and password) with a confirmed email address and registration code
- Mobile phone with current iOS or Android operating system
- Credit card or Swiss bank account

Android phone

<https://play.google.com/store/apps/details?id=ch.schulthess.smagmobile&hl=en>

iPhone

<https://apps.apple.com/ch/app/washmaster/id1436165704?l=en>



washMaster

1.1 Download and install the washMaster app from the App Store.

1.2 Start the washMaster app.

1.3 On the login screen, under Social Login, select "Se connecter avec Allthings".

1.4 Add your telephone number to the registration data and confirm the terms of use and data protection.

1.5 Switch back to the washMaster app.

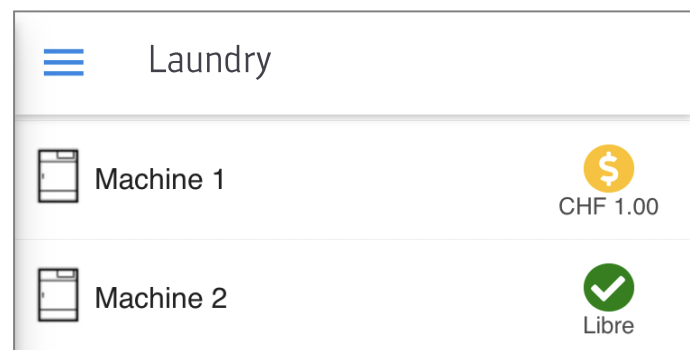
1.6 If desired, agree to receive push notifications.



washMaster

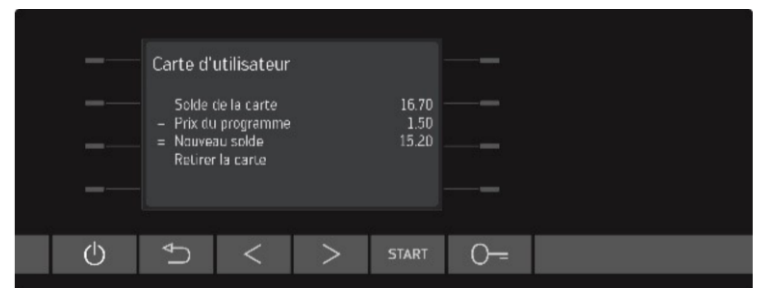
2.1 Go to a free machine, load the machine, close the door and choose a program. Press the START button.

2.2 Start the washMaster app and possibly log into Allthings Social Login with a click.



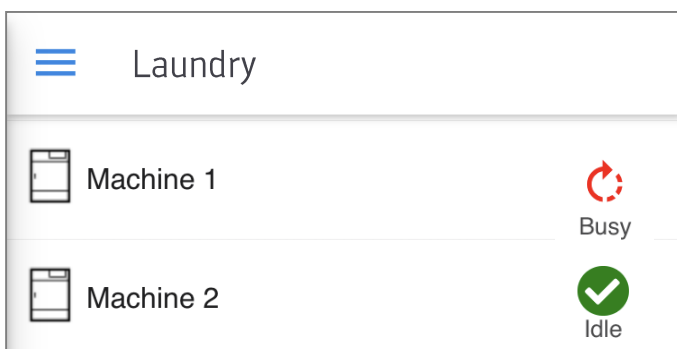
2.3 The machine asks for payment of the program with this screen.

2.4 Select "Buanderie" in the app. The machine is displayed with a yellow symbol with the selected program. If necessary, update the screen with a swipe down.



2.5 Press the yellow "Pay Now" symbol and confirm the payment on the detail screen.

2.6 The successful payment is shown on the machine display. Program execution then starts.



2.7 The running machine is shown with a red symbol in the list.



washMaster

3.1 Start the washMaster app and possibly log into Allthings Social Login with a click.

Current Balance: CHF 10.40

3.3 The current credit is displayed in the upper region.

Payment Slip

Use the following data for the payment:

Reference No.:
98306103000000000100000068

Account: 01-2659-8

Payment Reason: Credit Suisse (Schweiz)
AG, 8070 Zürich

In favour of: Schulthess Maschinen AG,
Landstrasse 37, 8633 Wolfhausen

3.5 If you want to add credit via bank deposit or online payment, you will find your personal deposit details in the "Bulletin de versement" section.

Charging

3.2 Select "Rechargement" in the menu.

Charge Online

CHF 10.00 ▼ for Max

- Yes, I have read and accepted the [terms and conditions](#)
- Save or re-use payment information

CHARGE

3.4 Credit can be added by credit card under "Recharger en ligne". Select the desired amount and confirm the checkboxes.

Please note the following

- The maximum credit is limited to CHF 200.
- Up to CHF 100 may be added.
- The banks need a few days to make bank deposits and online payments. Only then will the amount paid be credited.
- Your credit card information can be stored for subsequent payments. The data is securely stored at a certified and verified payment service provider.